



Parliamentary Election - 2024/11/14
District Result



Electoral District : 11 - Vanni


#	Name of the Party / Independent Group	Party Abbreviation	Votes Obtained	Percentage	Members
1	Jathika Jana Balawegaya	NPP	39,894	20.37 %	2
2	Samagi Jana Balawegaya	SJB	32,232	16.45 %	1
3	Ilankai Tamil Arasu Kadchi	ITAK	29,711	15.17 %	1
4	Democratic Tamil National Alliance	DTNA	21,102	10.77 %	1
5	Sri Lanka Labour Party	SLLP	17,710	9.04 %	1
6	Democratic National Alliance	DNA	9,943	5.08 %	0
7	All Ceylon Tamil Congress	ACTC	7,492	3.82 %	0
8	Independent Group 7	IND07-11	7,484	3.82 %	0
9	Eelam People's Democratic Party	EPDP	6,570	3.35 %	0
10	Independent Group 23	IND23-11	3,683	1.88 %	0
11	Tamil United Liberation Front	TULF	1,732	0.88 %	0
12	Democratic Left Front	DLF	1,586	0.81 %	0
13	Independent Group 22	IND22-11	1,264	0.65 %	0
14	Eros Democratic Front	ERDF	1,113	0.57 %	0
15	Sarvajana Balaya	SB	1,084	0.55 %	0
16	Independent Group 19	IND19-11	1,014	0.52 %	0
17	Independent Group 24	IND24-11	823	0.42 %	0
18	Independent Group 3	IND03-11	811	0.41 %	0
19	Sri Lanka Podujana Peramuna	SLPP	805	0.41 %	0
20	Independent Group 12	IND12-11	802	0.41 %	0
21	Independent Group 20	IND20-11	661	0.34 %	0
22	National Democratic Front	JPF	621	0.32 %	0
23	People's Struggle Alliance	PSA	551	0.28 %	0
24	United National Party	UNP	471	0.24 %	0
25	Independent Group 4	IND04-11	470	0.24 %	0


#	Name of the Party / Independent Group	Party Abbreviation	Votes Obtained	Percentage	Members
26	Independent Group 9	IND09-11	464	0.24 %	0
27	Independent Group 14	IND14-11	463	0.24 %	0
28	Independent Group 10	IND10-11	454	0.23 %	0
29	National Front for Good Governance	NFGG	438	0.22 %	0
30	Samabima Party	SBP	434	0.22 %	0
31	Independent Group 17	IND17-11	415	0.21 %	0
32	Independent Group 18	IND18-11	402	0.21 %	0
33	Independent Group 25	IND25-11	393	0.20 %	0
34	Independent Group 2	IND02-11	354	0.18 %	0
35	Independent Group 5	IND05-11	339	0.17 %	0
36	Independent Group 1	IND01-11	260	0.13 %	0
37	Jana Setha Peramuna	JSP	255	0.13 %	0
38	United National Alliance	UNA	253	0.13 %	0
39	Independent Group 6	IND06-11	216	0.11 %	0
40	Independent Group 13	IND13-11	204	0.10 %	0
41	Independent Group 8	IND08-11	190	0.10 %	0
42	Independent Group 11	IND11-11	166	0.08 %	0
43	Patriotic People's Power	PPP	128	0.07 %	0
44	Independent Group 15	IND15-11	123	0.06 %	0
45	Democratic United National Front	DUNF	118	0.06 %	0
46	Independent Group 21	IND21-11	71	0.04 %	0
47	Independent Group 16	IND16-11	67	0.03 %	0
48	Democratic Unity Alliance	DUA	50	0.03 %	0


#	Name of the Party / Independent Group	Party Abbreviation	Votes Obtained	Percentage	Members
	Total Number of Valid Votes :		195,886	92.78 %	
	Number of Rejected Votes :		15,254	7.22 %	
	Number of Votes Polled :		211,140	68.98 %	
	Number of Registered Electors :		306,081	-	

Date : 2024.11.15

Time : 7.42


 R.M.A.L. Rathnayake
 Chairman
 (on behalf of Election Commission)

 Issued to media by the
 Department of Government Information


 H.S.K.J. Bandara
 Director General of Government Information

